

MOBILE



OPERATING SYSTEM MARKET SHARE

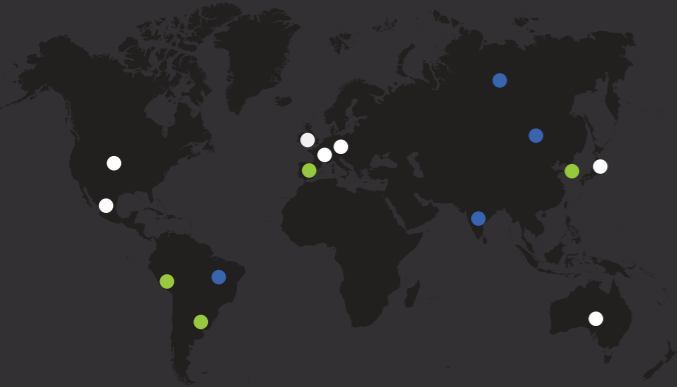
Version 3.0 February 2012



GLOBAL MARKET SHARE AT A GLANCE ...

The Top 3 ...

- Apple iOS
- Nokia (SymbianOS)
- Android



USA



Apple iOS	43%
Android	40%
Blackberry	7%
Other	10%

UK



Apple iOS	41%
Blackberry	33%
Android	21%
Other	5%

GERMANY



Apple iOS	47%
Android	39%
Nokia (SymbianOS)	5%
Other	9%

FRANCE



Apple iOS	56%
Android	31%
Nokia (SymbianOS)	4%
Other	9%

SPAIN



Android	48%
Apple iOS	38%
Nokia (SymbianOS)	8%
Other	6%

BRAZIL



Nokia (SymbianOS)	40%
Android	18%
Samsung	14%
Other	28%

ARGENTINA



Android	44%
Nokia (SymbianOS)	32%
Apple iOS	12%
Other	12%

PERU



Android	45%
Nokia (SymbianOS)	23%
Apple iOS	12%
Other	20%

MEXICO



Apple iOS	25%
Nokia (SymbianOS)	25%
Android	24%
Other	26%

AUSTRALIA



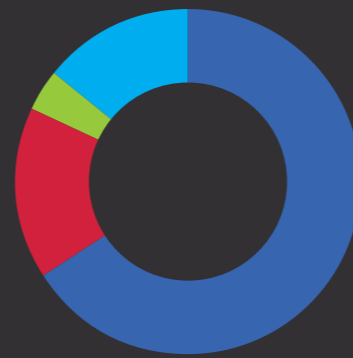
Apple iOS	73%
Android	20%
Nokia (SymbianOS)	4%
Other	3%

RUSSIA



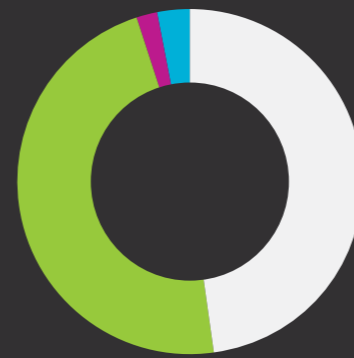
Nokia (SymbianOS)	41%
Android	19%
Apple iOS	11%
Other	29%

INDIA



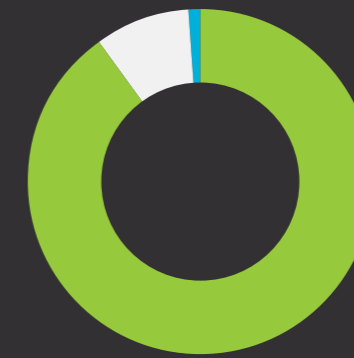
Nokia (SymbianOS)	66%
Samsung	16%
Android	4%
Other	14%

JAPAN



Apple iOS	48%
Android	46%
WAP	2%
Other	4%

SOUTH KOREA



Android	90%
Apple iOS	9%
Other	1%

CHINA



Nokia (SymbianOS)	40%
Android	22%
Apple iOS	12%
Other	26%

Data Source: <http://gs.statcounter.com/>
 Published Under a [Creative Commons Attribution 3.0 Unported License](http://creativecommons.org/licenses/by/3.0/)
 You are free to copy, distribute and transmit the work and to adapt the work providing is it attributed to www.icrossing.co.uk

<http://connect.icrossing.co.uk/>