
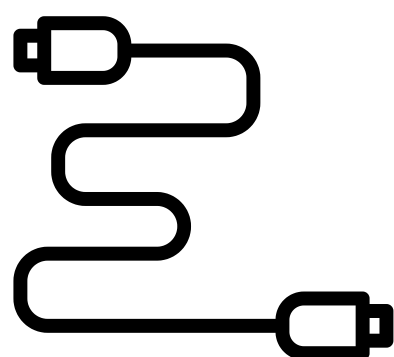




How to Fix Common Soundbar Problems

Check Connections

Check all cables are securely connected to the soundbar and audio source to prevent issues like no sound or audio dropouts.

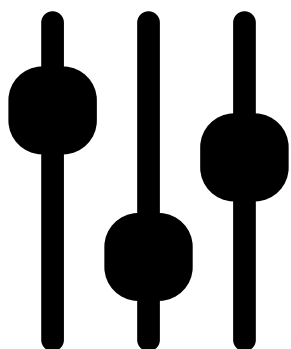
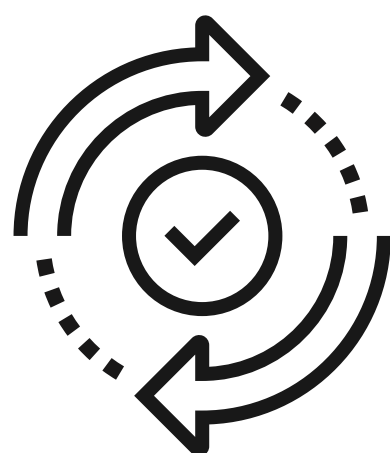


Turn On and Off

Sometimes, a simple power reset can resolve various issues with soundbars, such as unresponsive controls or software glitches.

Update Firmware

Keep your soundbar's firmware up to date to access the latest features and bug fixes, which can help address compatibility issues and improve performance.





Adjust Settings

Experiment with different audio settings on your soundbar, such as EQ presets or surround sound modes.

Clear Obstructions

Make sure no obstacles are blocking the soundbar's speakers or sensors, as this can affect audio quality and functionality.



Factory Reset

If you're experiencing persistent issues, consider performing a factory reset on your soundbar to restore it to its default settings and troubleshoot software-related problems.

Contact Support

If none of the above solutions work, reach out to the manufacturer's customer support for further assistance and troubleshooting steps tailored to your specific soundbar model.

